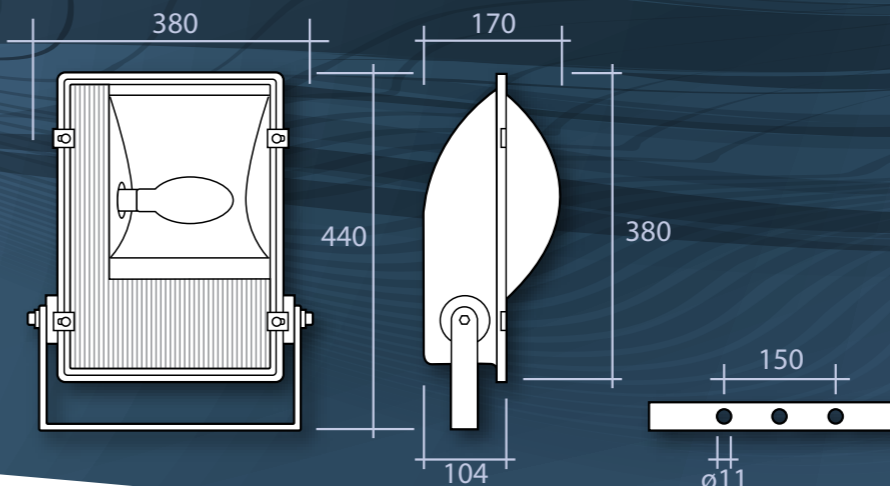


High efficiency floodlight with a slim cross sectional profile incorporating either metal halide, high pressure sodium, or mercury discharge lamp with power ratings ranging from 70 to 150 watts. The floodlight is available with either asymmetric or symmetric reflector and a choice of a polycarbonate or glass front cover.







Pictured with glass front option

Designed and manufactured to comply with EN 60598 and are CE certified.



Lamp Options

-  SI: Elliptical Diffuse High Pressure Sodium with Integral Ignitor
-  QDE: Linear Metal Halide
-  QP: Elliptical Metal Halide – Protected
-  M: Elliptical Diffuse Mercury

Product Specification

- Certified ingress protection to IP65
- Supplied as standard with timed ignitor to prevent lamp cycling
- Choice of metal halide, high pressure sodium or mercury lamp included
- Highly durable UV stabilised impact resistant polycarbonate dished front cover, with toughened glass front option
- Improved resistance to salt water corrosion
- High purity symmetric reflector for improved efficiency, with an asymmetric reflector option
- Quality integral control gear for trouble free use
- Captive fixings and rugged construction for a long service life
- Adjustable stirrup with aiming facility for maximum flexibility in mounting
- All gaskets are manufactured from heat resistant silicone rubber to ensure IP65 rating
- For photometry details refer to Page 214 graph ref PC09
- **Windage guide = 0.066m²**

Optional Features

(Add suffix to order code)

- /FTB:** Fused terminal block
- /PEC:** Dusk to dawn sensing photo-electric cell
- /AS:** Asymmetric reflector

Optional Accessories

/GLASS: Glass front (dished polycarbonate front cover as standard)

For fixing brackets see pages 68-69. For further information on these and for column information please speak to the sales team.

Order Codes

Including Lamps

Order Code	Watt	Kg	Lamp
WFL70S/POLY(V)	70	3.6	SI
WFL100S/POLY(V)	100	4.0	S
WFL70QP/POLY(V)	70	3.8	QP
WFL150QP/POLY(V)	150	4.7	QP
WFL80M/POLY(V)	80	3.6	M

Special note: When a glass front is used QDE lamps are fitted.

Example order code:

WFL150QP/POLY(V)/GF/TI/AS/PEC – A 150 watt metal halide floodlight with an IP65 polycarbonate body, glass front, timed ignitor, asymmetric reflector and photo-electric cell. Supplied complete with lamp.



Applications:

- Car parks
- Environmental floodlighting
- Amenity lighting
- Security lighting
- Feature illumination
- Marine floodlighting
- Food industry