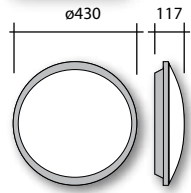

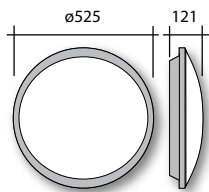


RLED 15 & ILED 28

IP20



RLED 15




ILED 28



ILED 28



RLED 15



- Simplicity itself, these luminaires can combine LED and microwave technology in a single unit which replaces 2D luminaires without any rewiring. Halving the installed power and switching off when no-one is there could give you a 90% energy saving.
- Equivalent to 28W or 38W 2D lamps.
- Polycarbonate housing and high performance LED diffuser.
- **RLED 15** (IP20) - 1600 luminaire lumens output.
- **ILED 28** (IP20) - 2800 luminaire lumens output.



Code	Description	Watt
RLED15	IP20 poly diffuser and body 1600 lm - LED	15
ILED28	IP20 poly diffuser and body 2800 lm - LED	32

Optional Features (add suffix to order code)

/CR: Chrome ring attachment (RLED only)

/BR: Brass ring attachment (RLED only)

/M3: 3hr integral emergency

This fitting is available with a wide variety of dimmable control options including Eye-Wi. Contact the sales office for more information.

Potential Return on Investment

Annual cost saving	Lifetime cost saving	Lifetime CO ² reduction	Extended warranty
£2,820	£19,743	7T/CO₂e	3 years

Energy and maintenance savings are based on 18 hour a day, 7 day a week operation against 2D bulkhead fittings.

Additional savings will be available through the use of lighting controls.