

wirefield CRUX

50,000 hrs
L80/B50

LOWBAY



Pictured with optional opal diffuser



/WG: Wire guard



/HMS: On/Off sensor
(up to 13m)



Rear access for easy installation




Hinged diffuser

Technical Specification

- Fabricated steel body, painted white.
- Suspension mount as standard.
- Available with opal or clear lens.
- IP20.
- IK05.
- Remote or integral emergency available.

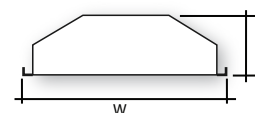
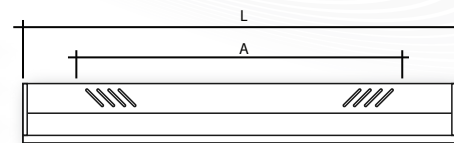
Features

Wattage	90w to 210w
Lumens per Watt	Up to 127
CRI	80
L*B**	50,000 hours L80 B50
Driver	Fixed Output / Dali
Controls	PIR / Microwave / 
Colour Temperature	5200k
Temperature Rating	-20°C to +35°C (excluding emergency)

LIGHTING INNOVATION FOR INDUSTRIAL APPLICATIONS

Product Specification

Code	Watts	Delivered lumens	L x W x D (mm)	A** (mm)	Weight (kg)
SLW100	100	11141	673 x 313 x 92	636	6.5
SLW120	120	14800	673 x 313 x 92	636	6.5
SLW150	150	18908	820 x 348 x 92	776	6.7
SLW180	180	22400	820 x 348 x 92	776	7.3
SLW210	210	26630	820 x 348 x 92	776	7.3



** These dimensions are used for the slots

Control Options

Driver Options:

Fixed Output

DALI Driver

Sensor Options:

PIR

Microwave

Eye-Wi

Accessories

Optional Accessories:

Opal Lens

Clear Lens

Wire Guard

Sports Wire Guard

Emergency Options

Emergency Options:

3hr Integral Maintained

3hr Integral Maintained Self Test

3hr Integral Maintained Self Test with **Eye-Wi** Reporting

Full photometry and LDT files available on request

Designed & manufactured to comply with EN 60598 and are CE certified

LIGHTING INNOVATION FOR INDUSTRIAL APPLICATIONS