

# VIRTUS IP65

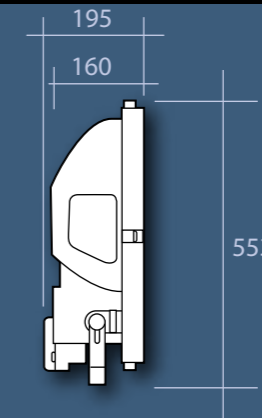
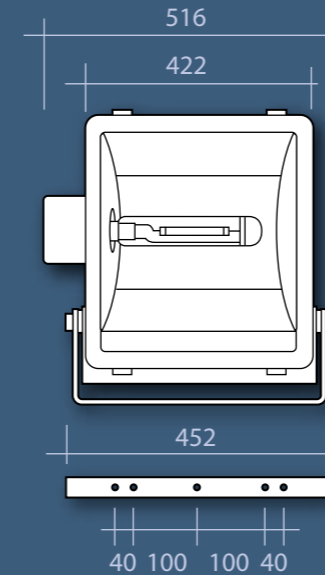
COMPACT HIGH POWER FLOODLIGHT

For general area lighting

High power floodlight incorporating either 600 or 1000 watt metal halide or high pressure sodium lamp.

The ignitor is mounted on the back of the body in an IP65 enclosure and the control gear is in a remote IP65 die cast aluminium housing.

Designed and manufactured to comply with EN 60598 and are CE certified.



## Lamp Options



S: Tubular High Pressure Sodium



Q: Tubular Metal Halide

## Standard Features

- Certified ingress protection to IP65
- Choice of metal halide or high pressure sodium lamp included
- Compact highly durable die cast aluminium body
- High purity symmetric reflector for improved efficiency
- Separate IP65 ignitor enclosure for improved reliability
- Remote control gear in an IP65 enclosure can be mounted up to 30 metres from the floodlight
- Timed ignitor to prevent lamp cycling
- Quality sub components and porcelain terminal blocks are incorporated for trouble free use
- Wired with high temperature silicone insulated cable for maximum heat resistance
- Hinged drop down front panel for ease of maintenance
- Captive fixings and rugged construction for a long service life
- Heavy duty adjustable stirrup with aiming facility for precision mounting
- All gaskets are manufactured from heat resistant silicone rubber to ensure IP65 rating

• **Windage guide = 0.245m<sup>2</sup>**

## IP65 Control Gear Box

Remote mounting cast aluminium IP65 control gearbox.

- Size – 255mm x 185mm x 165mm
- Fixing centres - 230mm x 170mm
- Weight 600 watt - 9.5 Kg's
- Weight 1000 watt - 12.10 Kg's

**For fixing brackets see pages 72/73**

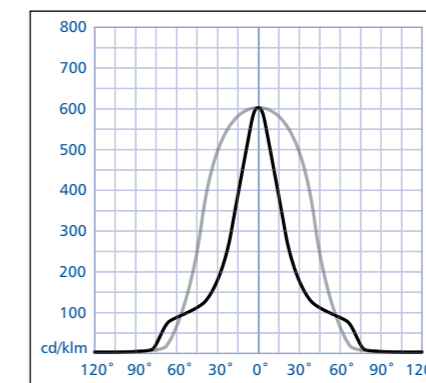
**Floodlight poles and furniture can be found on pages 108/109**

## Specification Guide

| Order Code   | Watt | Kg  | Lamp |
|--------------|------|-----|------|
| WFL600S/VIR  | 600  | 9.5 | S    |
| WFL1000S/VIR | 1000 | 9.5 | S    |
| WFL600Q/VIR  | 600  | 9.5 | Q    |
| WFL1000Q/VIR | 1000 | 9.5 | Q    |

Example order code:  
WFL1000S/VIR – A 1000 watt high pressure sodium floodlight with an IP65 aluminium body, timed ignitor, remote control gear to IP65 with a symmetric reflector and lamp.

## Photometry



WFL1000S/VIR



## Applications:

- Sports facilities
- Shopping centre car parks
- Airport aprons
- Large external storage areas
- Ferry terminals